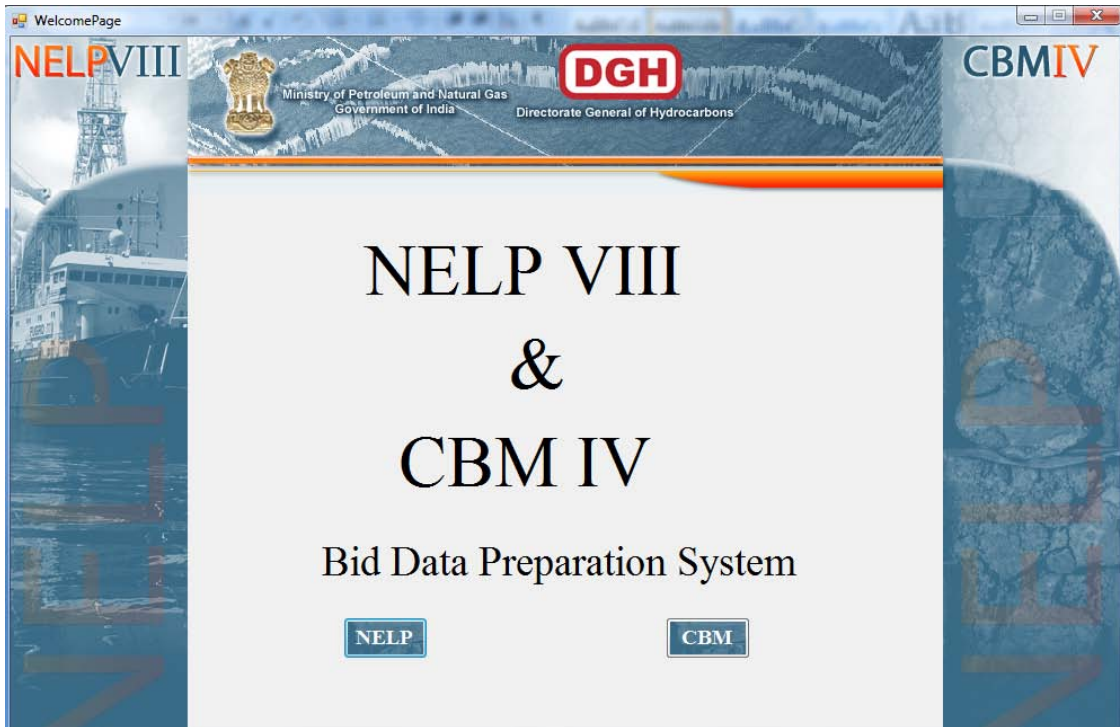


System Installation Manual for NELP VIII and CBM IV Biddable Data Preparation Software



Prepared by
IT Department, DGH



Preamble:

This application is prepared in .net technology and following are the software and hardware requirements to install the application properly.

Operating System : Windows Vista on 32bit CPU
Recommended CPU : Dual Core or Above
RAM : Minimum 1 GB, Recommended 2 GB
Display Resolution : 1280 X 1024 for best display
Hard Disk Space : 1 GB of Hard Disk Space Required at C drive
Other Recommended Software:
MS Office 2003 or Above

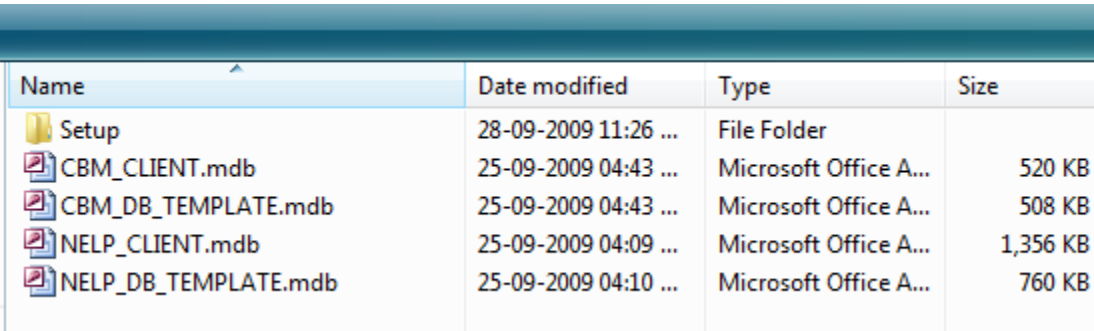
The installation module will install MS .net Framework 3.5 and the NELPVII and CBMIV Biddable Data Preparation Application on the target machine during the installation procedure.

Installation Steps:

The entire application and other associated components come in a single .zip file. The said file DGHCLIENT.ZIP can be downloaded from DGH's website or can be obtained from DGH.

Unzip the content of the DGHCLIENT.ZIP file at "C:\DGHCLIENT" location. Please do not change this location. Otherwise the application would not run properly.

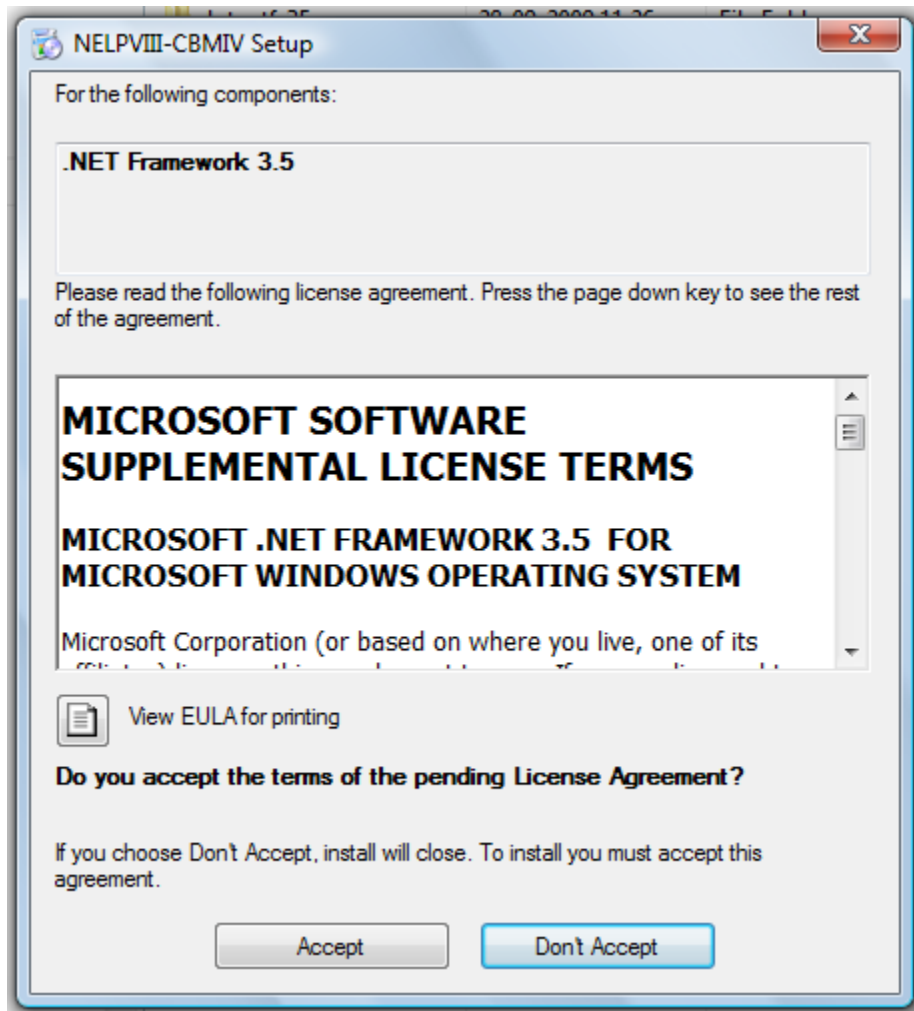
Now there should be a directory in your "C:\\" drive as "C:\DGHCLIENT" with the following contents.



Name	Date modified	Type	Size
Setup	28-09-2009 11:26 ...	File Folder	
CBM_CLIENT.mdb	25-09-2009 04:43 ...	Microsoft Office A...	520 KB
CBM_DB_TEMPLATE.mdb	25-09-2009 04:43 ...	Microsoft Office A...	508 KB
NELP_CLIENT.mdb	25-09-2009 04:09 ...	Microsoft Office A...	1,356 KB
NELP_DB_TEMPLATE.mdb	25-09-2009 04:10 ...	Microsoft Office A...	760 KB

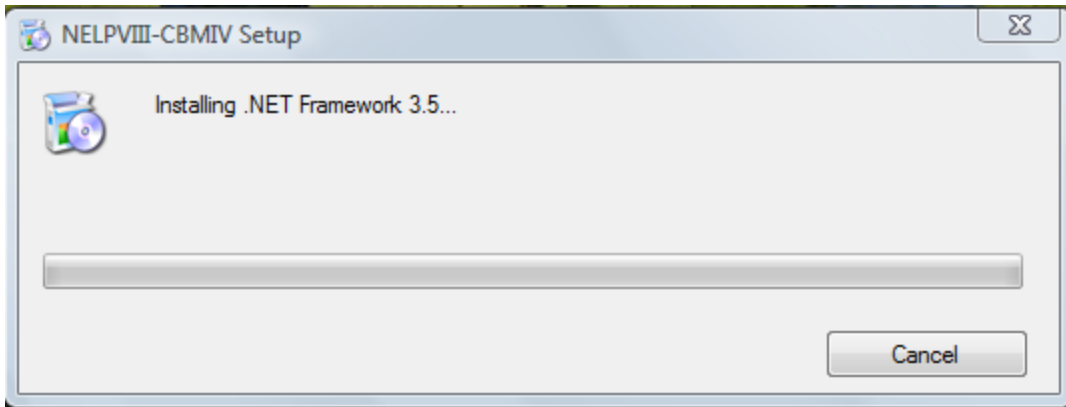
Go inside the "C:\DGHCLIENT\Setup" directory and double click on the "Setup.exe" file.

If your machine does not have .net 3.5 environment installed then the following screen will appear. If your machine already has ".net" installed, the following screen would not appear rather it will start installing the application right away.

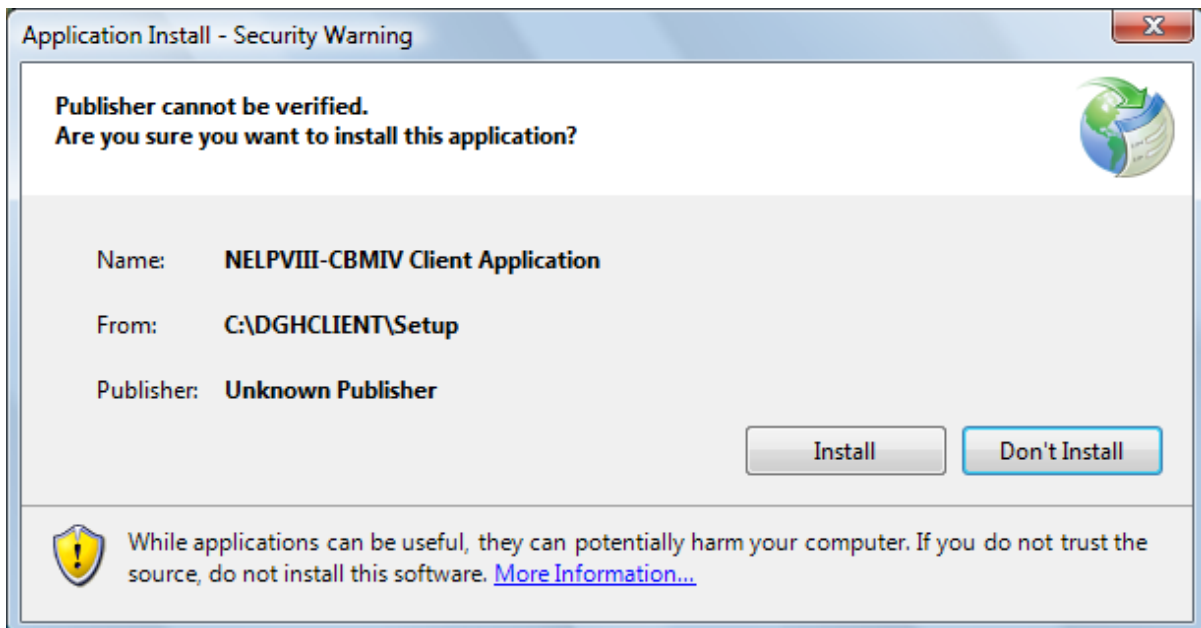


Click on the “Accept” button. This will start installing Microsoft .net 3.5 into the machine. This activity might take few minutes depending on the speed of your machine. During the installation period the following screen will appear.

System Installation Manual for NELP VIII and CBM IV Biddable Data Preparation Software

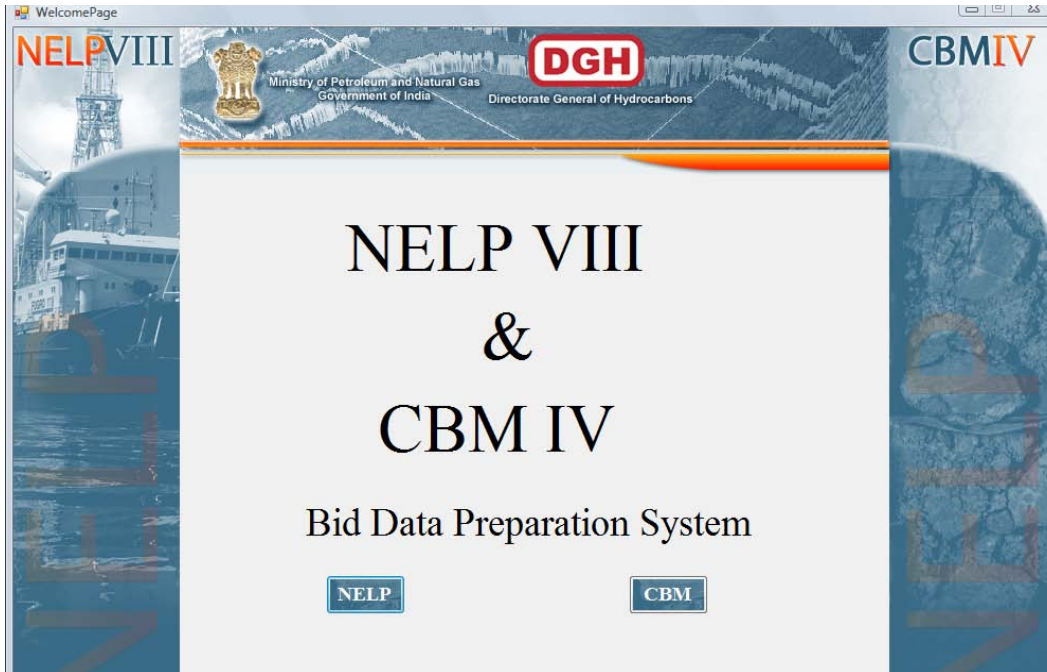


Once ".net 3.5 Environment" installation is complete the following screen will appear seeking your permission to install the application.



Click on the "Install" button to install the application. This will install the application and after few seconds the application starting page as shown below will appear.

System Installation Manual for NELP VIII and CBM IV Biddable Data Preparation Software



Please check Windows “Start-> All Programs -> DGH Noida” entry into your machine as shown below.



Subsequently you can invoke the application from the “NELPVIII-CBMIV Client Application” option as shown above.

Further Support:

Every bidder is requested to fix any installation or configuration or any operational issue well in advance in co-ordination with the DGH’s IT support team. Also you are requested to check DGH website regularly for any update.

Below are the contact Persons at DGH for further support.

Chandan Kr Barman. Advisor(IT)
Chandan@dghindia.org
09717008849

Sunny Arora. Junior Advisor(IT)
sunny.arora@dghindia.org
09971557976

System Installation Manual for NELP VIII and CBM IV Biddable Data Preparation Software

Charu Thukral. Junior Advisor(IT)
Charu.thukral@dghindia.org
09818615118